



## 7224 SPECIFICATION SHEET

The *AE Techron 7224* amplifier is a 1 kVA, DC-enabled unit that provides exceptional versatility and value. It features DC to 300 kHz bandwidth and offers a wide range of field-configurable options. A single 7224 can output a 40 mSec pulse with up to 52 amperes peak current. In continuous operation, a 7224 can provide 1,100 watts RMS of output power. If more current or power is needed, up to four amplifiers can be combined in series or parallel and operate as a single system.

The 7224 can operate in either voltage or current mode and can be configured by the customer for high-voltage/low-current, medium voltage and current, or low-voltage/high-current applications. It provides very low noise and fast slew rates, and can safely drive a wide range of resistive, inductive loads.

The 7224 is typically used to create waveforms found in EMC standards like CS2009, DO-160, MIL STD 461, and as a gradient amplifier for very small bore, high-gain MRI and NMR systems.

### Performance

*Testing was done at 100 Hz. Continuous DC power levels are lower. See DC Specifications chart.*

*7224P accuracy was measured when driven into a 10-ohm load with between 0.1VDC and 6VDC or between 0.2VAC and 5VAC presented at its inputs.*

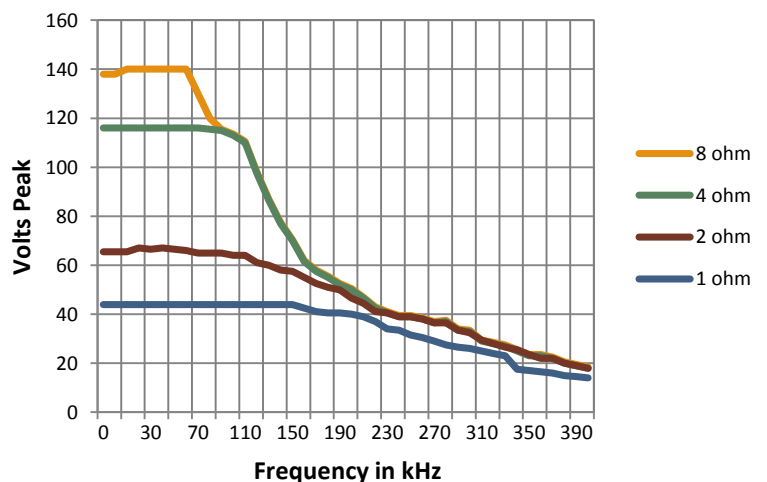
### Small Signal Frequency Response:

DC - 300 kHz +0.0 to -1.0 dB

### Features

- Frequency bandwidth of DC to 300 kHz.
- Continuous output of over 1,100 watts RMS at 8 ohms.
- 40 mSec pulses of up to 52 amperes peak into a 0.5 ohm load.
- System output of over 4,000 watts or over 200 amperes maximum is possible with multiple, interconnected amplifiers.
- Efficient design and light weight chassis materials allow amplifier to occupy only 2U height and weigh only 41 lbs.
- Protection circuitry protects the *AE Techron 7224* from input overloads, improper output connection (including shorted and improper loads), over-temperature, over-current, and supply voltages that are too high or low.
- 7224 with "P" option offers precision control of output offset, DC drift and gain linearity.
- Shipped ready to operate from 120-volt ( $\pm 10\%$ ) single-phase AC mains; 220/240-volt model available on request.

### Voltage Potential vs. Frequency



### AC Specifications - High Voltage Mode

Ohms	PEAK OUTPUT						RMS OUTPUT				
	40mSec Pulse, 20% Duty Cycle		5 Minute, 100% Duty Cycle		1 Hour, 100% Duty Cycle		5 Minute, 100% Duty Cycle		1 Hour, 100% Duty Cycle		
	Volts	Amps	Volts	Amps	Volts	Amps	Volts	Amps	Volts	Amps	Watts
16	158	9.8	158	9.8	158	9.8	112	6.9	112	6.9	773
8	154	19	136	16	136	16	96	11.5	96	11.5	1104
4	124	31	108	25.7	61	14.5	76	18.2	43	10.3	443
2	98	49									

### AC Specifications - Mid-Level Mode

Ohms	PEAK OUTPUT						RMS OUTPUT				
	40mSec Pulse, 20% Duty Cycle		5 Minute, 100% Duty Cycle		1 Hour, 100% Duty Cycle		5 Minute, 100% Duty Cycle		1 Hour, 100% Duty Cycle		
	Volts	Amps	Volts	Amps	Volts	Amps	Volts	Amps	Volts	Amps	Watts
4	72	18	69	16.4	69	16.4	49	12	49	11.6	568
2	61	30	57	26.2	57	26.2	40	19	40	18.5	740
1	47	47	43	39.6	21	21	30	28	15	14.8	222
0.5	26	52									

### AC Specifications - High Current Mode

Ohms	PEAK OUTPUT						RMS OUTPUT				
	40mSec Pulse, 20% Duty Cycle		5 Minute, 100% Duty Cycle		1 Hour, 100% Duty Cycle		5 Minute, 100% Duty Cycle		1 Hour, 100% Duty Cycle		
	Volts	Amps	Volts	Amps	Volts	Amps	Volts	Amps	Volts	Amps	Watts
1			29	29	29	29	21	21	20.5	20.5	420
0.75			26	34	26	34	18	24	18	24	432
0.5			22.7	45	22.7	45	16	32	16	32	512
0.25											

#### 8-Ohm Power Response:

± 140 Vpk DC to 60 kHz  
 ± 50 Vpk DC to 180 kHz  
 ± 30 Vpk DC to 300 kHz

#### Slew Rate:

75 V/μSec

#### Residual Noise:

10 Hz to 300 kHz: 950 μV (0.95 mV)  
 10 Hz to 80 kHz: 300 μV (0.3 mV)

#### Signal-to-Noise Ratio:

10 Hz - 30 kHz: -113 dB  
 10 Hz - 80 kHz: -106.6 dB  
 10 Hz - 300 kHz: -99.9 dB

#### Unit to Unit Phase Error:

± 0.1 degrees at 60 Hz

#### THD:

DC - 30 kHz less than 0.1%

#### Output Offset:

7224: Less than ±5 mV  
 7224P: Less than ±400 μV

#### DC Drift:

7224: <±1.5 mV  
 7224P: <±200 μV  
 (after 20 minutes of operation)

#### Output Impedance:

5.3 mOhm in Series with 0.95 μH

#### Phase Response:

± 5 degrees (10 Hz - 10 kHz) plus 560 nsec propagation delay

#### Input Characteristics

##### Balanced with ground:

Three terminal barrier block connector 20 k ohm differential

##### Unbalanced:

BNC connector, 10k ohm single ended. Fixed or variable gain

##### Gain:

**Voltage Mode:** 20 volts/volt

**Current Mode:** 5 amperes/volt

**Gain Linearity** (over input signal, from 0.2V to 5V):

7224: 0.15%

7224P: 0.02% (DC); 0.05% (AC)

##### Max Input Voltage:

± 10 V balanced or unbalanced

#### DC Specifications

Low Voltage High Current	5 Min	1 Hr
	Amps DC	Amps DC
Volts DC		
24.0	26	20
13.5	20	16



**Input Impedance:**

20 kOhm differential

**Common Mode Rejection:**

-58 dB with 5 V input

**Display, Control, Status, I/O**

**Front Panel LED Displays indicate:**

Ready, Standby, Fault, Over Temp, Over Voltage, Overload

**Soft Touch Switches for:**

Run, Stop, Reset

**Gain Control, when enabled:**

Voltage gain adjustable from 20 to 0

**On/Off Breaker**

**Back Panel Power Connection:**

25 Amp IEC (with retention latch)

**Signal Output:**

Three-position terminal strip (OUTPUT/COM/CHASSIS GROUND); resistor between COM and CHASSIS GROUND terminals is a 2.7-ohm, 2W, 5%, metal-oxide resistor

**Signal Input:**

User Selectable BNC or Barrier Strip Balanced

**Communication Capabilities**

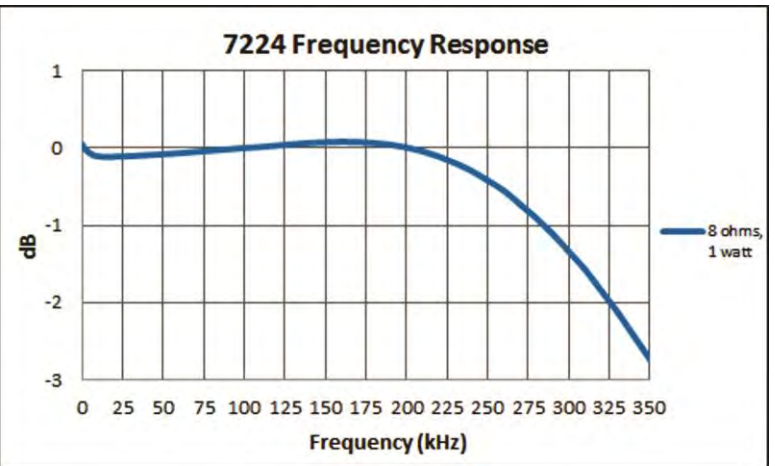
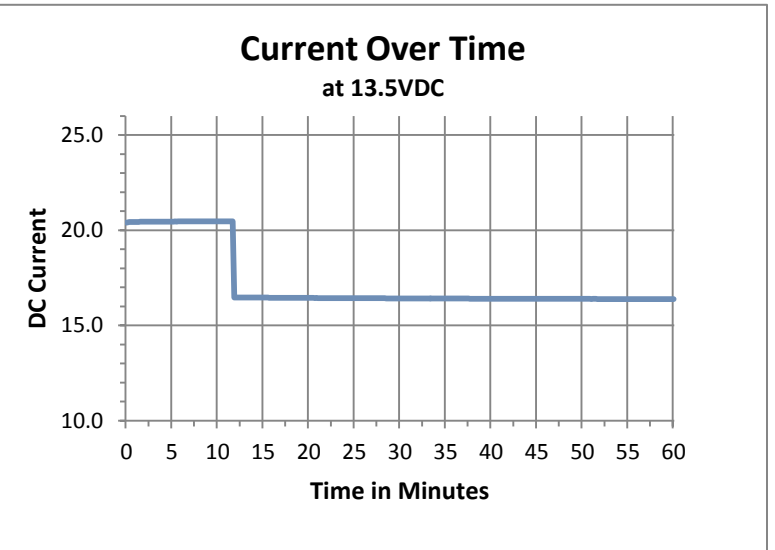
**Current Monitor:**  $\pm 1\text{ V} / 5\text{ A} \pm 1\%$

**Reporting:**

System Fault, Over Temp, Over Voltage, Over Load

**Control:**

Force to Standby, Reset after a fault



## Multiple Unit Configuration

### Series Operation:

**Total Voltage (1, 2, or 3 -7224's):** 150

$V_{pk}$ , 300  $V_{pk}$ , or 450  $V_{pk}$  or 600  $V_{pk}$ ;

Increased slew rate up to 200 V/ $\mu$ Sec

### Parallel Operation:

**Total Current (1, 2, 3, or 4-7224's):**

50  $A_{pk}$ , 100  $A_{pk}$ , 150  $A_{pk}$  or 200  $A_{pk}$

## Physical Characteristics

### Chassis:

The Amplifier is designed for stand-alone or rack-mounted operation. The Chassis is black aluminum with a powder coat finish. The unit occupies two EIA 19-inch-wide units.

### Weight:

41 lbs (18.6 kg), Shipping 51 lbs (23.2 kg)

### AC Power:

Single phase, 120 VAC, 60 Hz, 20 Amp service; (220-240 VAC, 50-60 Hz, 10 Amp service model available)

### Operating Temperature:

10°C to 50°C (50°F to 122°F),

Maximum Output Power de-rated above 30°C (86°F).

### Humidity:

70% or less, non-condensing

### Cooling:

Forced air cooling from front to back through removable filters.

### Airflow:

180CFM

### Dimensions:

19" x 22.75" x 3.5" (48.3 cm x 57.8 cm x 8.9 cm)

## Protection

### Over/Under Voltage:

$\pm$  10% from specified supply voltage amplifier is forced to Standby

### Over Current:

Breaker protection on both main power and low voltage supplies

### Over Temperature:

Separate Output transistor, heat sink, and transformer temperature monitoring and protection

## Two 7224s in Series

High Voltage  
Low Current

Ohms	5 Min, 30% duty Cycle		1 Hr, 100% duty Cycle	
	Volts Peak	Amps Peak	Volts Peak	Amps Peak
32	316	9.8	316	9.8
16	272	16.3	272	16.3
8	216	25.7	122	14.5

Medium Voltage  
Medium Current

Ohms	5 Min, 30% duty Cycle		1 Hr, 100% duty Cycle	
	Volts Peak	Amps Peak	Volts Peak	Amps Peak
8	138	16.4	138	16.4
4	114	26.2	114	26.2
2	86	39.6	42	21

Low Voltage  
High Current

Ohms	5 Min, 30% duty Cycle		1 Hr, 100% duty Cycle	
	Volts Peak	Amps Peak	Volts Peak	Amps Peak
2	58	29	58	29
1.5	52	34	52	34
1	45.4	45	45.4	45

## Two 7224s in Parallel

High Voltage  
Low Current

Ohms	5 Min, 30% duty Cycle		1 Hr, 100% duty Cycle	
	Volts Peak	Amps Peak	Volts Peak	Amps Peak
8	158	19.6	158	19.6
4	136	32.6	136	32.6
2	108	51.4	61	29

Medium Voltage  
Medium Current

Ohms	5 Min, 30% duty Cycle		1 Hr, 100% duty Cycle	
	Volts Peak	Amps Peak	Volts Peak	Amps Peak
2	69	32.8	69	32.8
1	57	54.2	57	52.4
0.5	43	79.2	21	42

Low Voltage  
High Current

Ohms	5 Min, 30% duty Cycle		1 Hr, 100% duty Cycle	
	Volts Peak	Amps Peak	Volts Peak	Amps Peak
0.5	29	58	29	58
0.375	26	68	26	68
0.25	22.7	90	22.7	90

AE Techron Sales Representative