



T1000 Transformer for Magnetic-Field Susceptibility Testing

For testing to these Specifications:

- DO 160 Section 19
- Boeing D6-16050-5 Section 7.2

Features

- Up to 100 A_{RMS} secondary current
- Exceeds AF Magnetic Field test requirements of DO 160 Section 19 and Boeing D6-16050-5 Section 7.2
- Circuit breaker protected from over-current
- Durable steel and high-density polyethylene case for impact resistance

The AE Techron **T1000 Magnetic-Field Susceptibility Transformer** was designed to exceed the AF Magnetic Field susceptibility test requirements of DO 160 Section 19 and Boeing D6-16050-5 Section 7.2.

It may also be used as 10-to-1 step-down transformer for output currents of up to 100 A_{RMS}.

The T1000 transformer provides up to 300 A-m and is able to generate up to 100A. The turns ratio provides a ten-to-one step down to the secondary winding.

The T1000 provides convenient input connectors via binding posts. Standard 0.75-inch spacing of binding posts allows use of standard plugs. Output is via 150A feed-through terminal block.

A 12-amp circuit breaker protects the unit against over-current conditions. A rugged, impact-resistant case and robust design protects the transformer from accidental damage.

The T1000 transformer is for use by experienced staff.

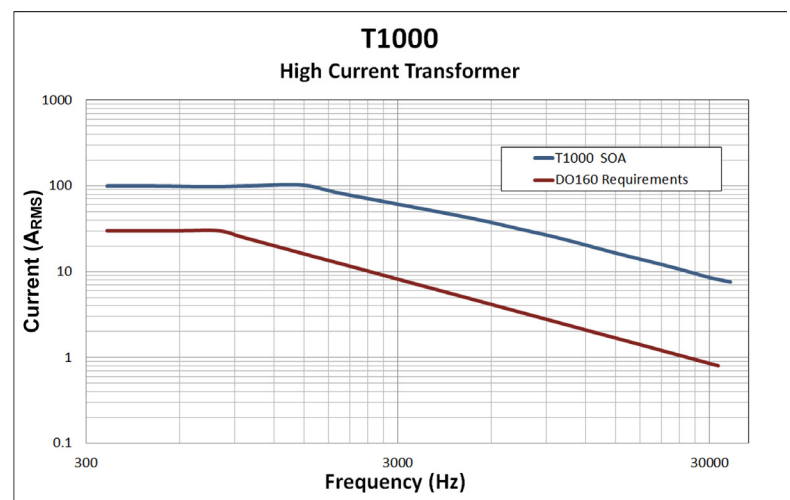


Figure 1 – T1000 Maximum SOA (safe operating area)

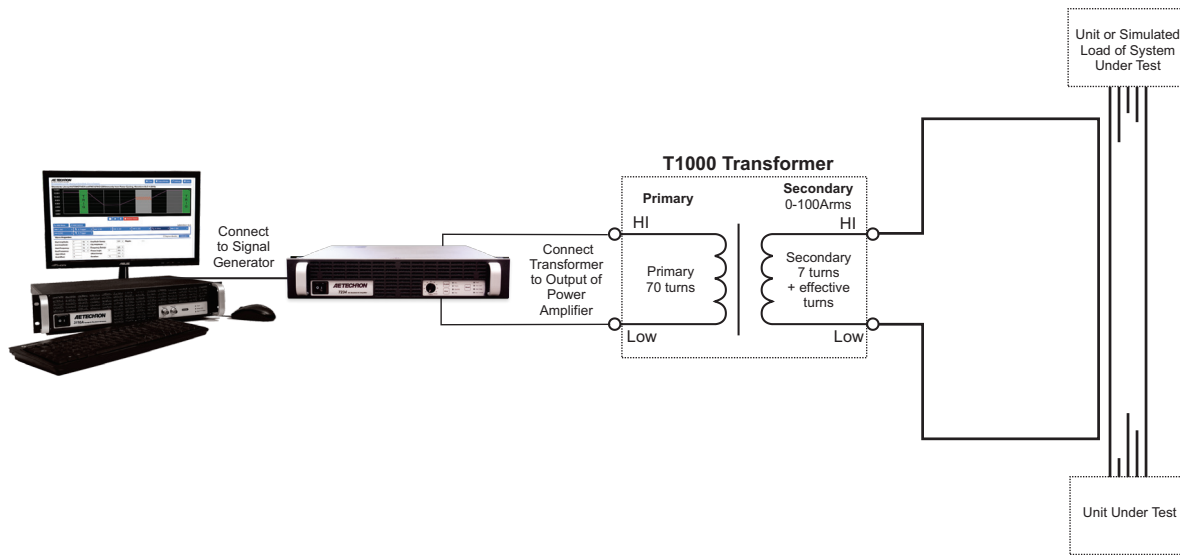


Figure 2 – Sample Application: DO 160 Section 19 Test Load Wiring

Specifications

Performance Specifications

Primary:

200 V_P maximum

Secondary:

20.0 V_P maximum output

Dielectric Test:

1200 VDC

Turns Ratio::

Ten-to-one step down

Protection:

Input power-protected via circuit breaker

Controls and Connectors

(see Figure 3)

Input Terminals:

4-way binding posts

Output Terminals:

Feed-through terminal block (150A); accepts up to AWG 1/0 wire.

Circuit Breaker:

Primary input limited to 12A; push to reset

Physical Characteristics

Case:

Steel interior shell with a durable external shell made from high-density polyethylene for impact resistance.

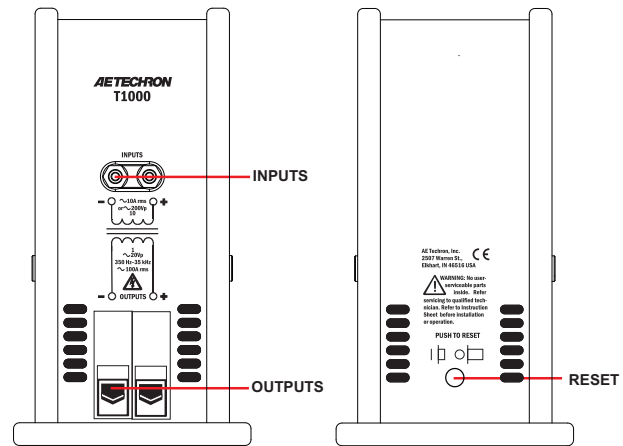


Figure 3 – T1000 Controls and Connectors

Operating Conditions,

Temperature: 10°C to 40°C (50°F to 104°F)

Humidity: 70% or less, non-condensing

Recommended Ambient Temperature:

25°C (77°F)

Cooling:

Natural air convection

Weight:

15 lbs. (6.8 kg)

Dimensions (HxWxD):

9.75 in. x 5.25 in. x 10.375 in. (24.8 cm x 24.8 cm x 13.3 cm x 26.4 cm)

AE Techron Sales Representative