



Crown

DC 300



DUAL-CHANNEL BASIC AMPLIFIER



Leadership

LAB STANDARD

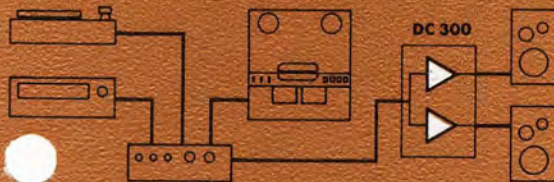
The goals achieved in the DC-300 are those of a Laboratory Standard—heretofore unattainable in a power amplifier of modest price. New perfection is realized in the areas of distortion, noise, stability, self-protection, power output and economy. It is possible to obtain a monaural 70.7 v balanced output without a transformer.

Unlike ordinary AC-coupled amplifiers, the DC-300 exhibits a near perfect "transfer function"—completely linear gain-bandwidth, excellent phase response and instantaneous overload recovery (even on non-symmetrical waveforms). The behavior of any load is not influenced by the negligible internal impedance.

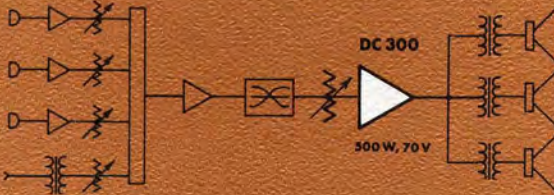
A total of 38 discrete transistors, 2 differential (dual) transistors, 28 diodes and 6 zener diodes are utilized in the unique direct-coupled circuitry (patent pending). Self-protection is threefold—VI limiting, thermal breakers, and overall fusing of the 60-amp-rated output devices. A massive 1 KW power supply drives the amp, and features quad-regulation of input stages.

When reproducing complex waveforms as in music, the total clarity and astonishing ease of the DC-300 is immediately apparent—even with "medium" transducers. Steady-state power output is prodigious—independent of waveform, with solid, linear response to DC. This amplifier most nearly approaches the Ideal—a "Straight Wire with Gain."

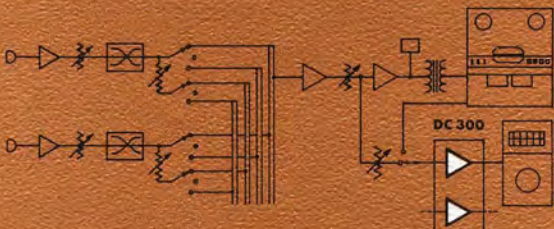
HIGH FIDELITY:



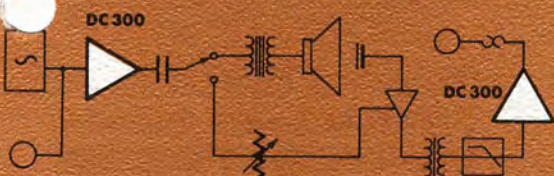
SOUND REINFORCEMENT:



STUDIO MONITOR:



ACOUSTICS LABORATORY:




A few Reports from the Field:

C. B. of Pennsylvania (Dealer and Recording Studio) IT'S FABULOUS!

M. R. of California (Customer) QUITE POSSIBLY THE BEST AMPLIFIER TO DATE.

R. G. of California (Audio Engineer) THIS AMPLIFIER INCORPORATES THE CIRCUITRY OF THE FUTURE. THIS IS THE PRODUCT WE'VE BEEN LOOKING FOR.

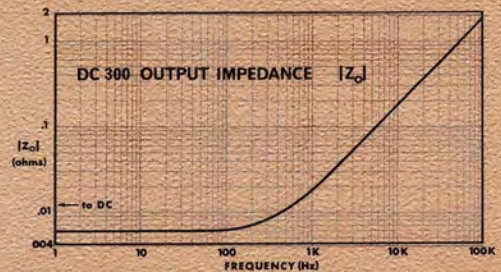
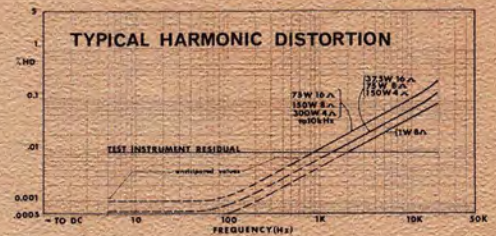
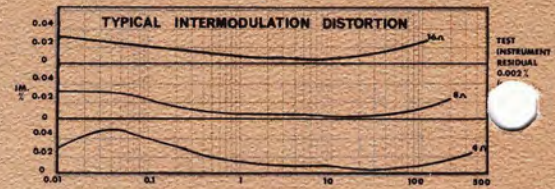
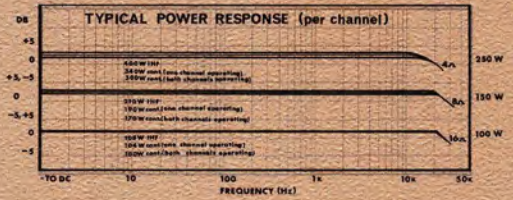
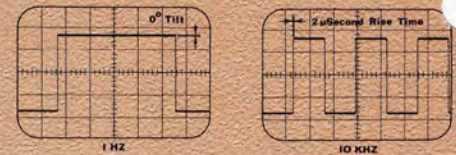
R. F. of Minnesota (Engineer and Rep) INCOMPARABLE! MEETS OR EXCEEDS ALL SPECS—THE FINEST AMP I HAVE EVER MEASURED!



COMPLETE SPECIFICATIONS:

Frequency Response	$\pm 0.1\text{db}$ Zero -20KHz at 1 watt into 8 ohms, $\pm 0.6\text{db}$ Zero -100 KHz.
Phase Response	Less than 5° , 0-10 KHz.
Power Response	$\pm 1\text{db}$ Zero -20KHz at 150 watts RMS into 8 ohms.
Power at Clip Point	Typically 190 watts RMS into 8 ohms, 340 watts RMS into 4 ohms per channel (see graphs).
Total Output (IHF)	Typically 420 watts RMS into 8 ohms, 800 watts RMS into 4 ohms (see graphs).
I.M. Distortion (60-7KHz 4:1)	Less than 0.1% from 0.01 watt to 150 watts RMS into 8 ohms, typically below 0.05%. (max. 0.05%, see graphs.)
Damping Factor	Greater than 200 (Zero to 1KHz into 8 ohms at 150 watts RMS)
Hum and Noise (20-20KHz)	100db below 150 watts RMS output (unweighted, typical 110db).
Slewing Rate	8 volts per micro-second. S-R is the maximum value of the first derivative of the output signal.
Load Impedance	4 ohms or greater. Stable with all speaker loads. Stable with all capacitors less than 1mfd, and all capacitors if isolated by 1 ohm. For V-I limiting values see Section 3.
Input Sensitivity	1.75 $\pm 2\%$ for 150 watts into 8 ohms (26db gain, $\pm 0.1\text{db}$)
Input Impedance	Nominal 100K ohms (10K ohms at full gain).
Turn-On	Instantaneous, with minimum thumps or program delay.
Load Protection	Short, mismatch, and open-circuit proof. V-I limiting is instantaneous with minimum thumps, cutout, etc.
Overall Protection	All main supplies and line voltage are independently fused. Thermal switches in AC line protect against over-heating caused by insufficient ventilation. Four spare fuses for main supplies are stored on the inside of front-panel fuse access door. Controlled-slewing-rate voltage amplifiers protect overall amplifier against RF burnouts. Input overload protection is furnished by internal resistance at inputs of amp.
Power Supply	1KW transformer with heavily-heat-sunk high-current diodes and massive computer-grade filter capacitors storing over 48 joules of energy. Total of four regulated supplies (2 per channel) for complete isolation and stability.
Power Requirements	Requires 50 to 400 Hz AC with adjustable taps for 117, 125, 234, 250V $\pm 10\%$ operation. Draws 40 watts or less on idle, 500 watts at 300 watts output into 8 ohms per channel.
Heat Sinking	Massive black-anodized heat sinks are thermally joined with chassis, thereby utilizing the entire amplifier as a heat sink.
Chassis	All-aluminum construction for maximum heat conduction and minimum weight. Heavy 3/16 in. aluminum front panel is reinforced by a rugged aluminum extrusion along its lower front.
Controls	Heavy-duty independent input level controls are on front panel. Power switch, with adjacent pilot light is on front panel. Non-interacting DC balance controls are mounted behind screwdriver access holes which are behind front-panel access door. Slide switches mounted on sides allow two modes of V-I limiting, one being for high-hysteresis loads.
Connectors	Input - 1/2 in. phone jack. Output - Color coded binding posts and 1/4 in. phone jack. AC Line - Three-wire (grounded) male connector on 5 ft. min. cable.
Dimensions	19 in. standard rack mount (W.E. hole spacing), 7 in. height, 9 3/4 in. deep (from mounting surface).
Weight	40 pounds net weight.
Finish	Bright-anodized brushed-aluminum front-panel with black-anodized front extrusion, access door, and chassis.

WARRANTY: 3-YEARS, PARTS and LABOR
PRICE: \$685, P-A Adapter \$75



Crown

MADE ONLY IN AMERICA

BOX 1000
 ELKHART, INDIANA
 PHONE: (219) 523-4919
 126 *9-68

Skilled American craftsmen fabricate, assemble, and individually adjust each CROWN to provide you unequalled quality.

DEALER